




Why take art?

- It's okay to make a mess!
- It relieves stress.
- It exercises a new part of your brain.
- It prepares you for the future.
- You'll look at the world in new ways.



BVSW visual art




Questions?
Email or come talk to us!

Sarah McKee
smmckee@bluevalleyk12.org

Michele Foster-Lowman
mfosterlowman@bluevalleyk12.org

Emily Patterson
epatterson@bluevalleyk12.org

Bob Putnam
rputnam@bluevalleyk12.org



1) Start with Design Fundamentals

LEARN HOW TO THINK LIKE AN ARTIST. MAKE ART WITH DIFFERENT MATERIALS AND GET EXCITED ABOUT ART CLASS!
DESIGN IS A PREREQUISITE FOR OUR OTHER ART CLASSES UNLESS YOU TOOK 3 YEARS OF MIDDLE SCHOOL ART.

2) After that, take Drawing 1 (and Drawing 2)

LEARN TO DRAW LIKE A PRO AND BUILD YOUR SKILLS FOR OTHER ART CLASSES.

...or check out our other level 1 and 2 classes!

Painting 1 and 2 (DRAWING 1 IS A PREREQUISITE FOR PAINTING 1)

BUILD ON YOUR DRAWING SKILLS WHILE EXPLORING OIL, ACRYLIC AND WATERCOLOR PAINT.

Ceramics 1 and 2

CREATE 3D ART WITH CLAY USING YOUR HANDS AND THE POTTER'S WHEEL

Sculpture 1 and 2

BUILD 3-DIMENSIONAL ART USING A VARIETY OF MATERIALS AND TECHNIQUES.

Fibers and Textiles

CREATE 2D AND 3D ART PIECES BY USING WEAVING, BATIK, PAPER AND BOOK MAKING, AND OTHER SURFACE DESIGNS.

Photography 1 and 2

MANIPULATE LIGHT! LEARN TO USE THE FILM CAMERAS AND CREATE PRINTS IN THE DARKROOM.

Graphic Design 1 and 2

USE ADOBE SOFTWARE TO PRODUCE PROFESSIONAL WORK IN THE FIELDS OF GRAPHIC DESIGN, ILLUSTRATION AND ADVERTISING.

Digital Imaging 1 and 2

LEARN TO USE THE DIGITAL CAMERAS AND CREATE DIGITAL ART FROM YOUR PHOTOGRAPHS.

3) Still want more? Go in-depth... MUST TAKE AT LEAST 4 ART COURSES OR HAVE A TEACHER RECOMMENDATION

Portfolio Seminar

1 SEMESTER OF HIGH-LEVEL ART-MAKING. TAKE THIS IF YOU WANT TO BUILD YOUR ART PORTFOLIO.

AP Art and Design

2 SEMESTERS OF HIGH-LEVEL ART-MAKING. BUILD YOUR PORTFOLIO FOR COLLEGE AND GET AP CREDIT FOR IT.